



Passport

TURKEY IN 2030: THE FUTURE DEMOGRAPHIC

March 2013

Summary

Population Statistics: 2030

POPULATION (MILLION)

86.8

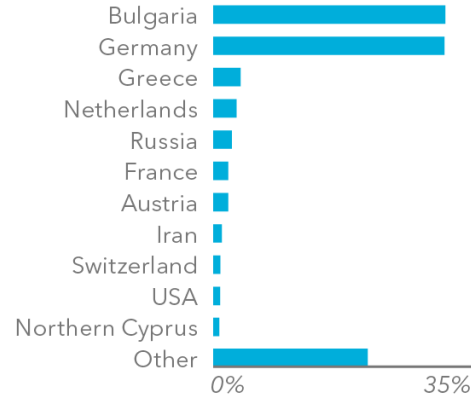
MEDIAN AGE (YEARS)

36.5

LIFE EXPECTANCY (YEARS)

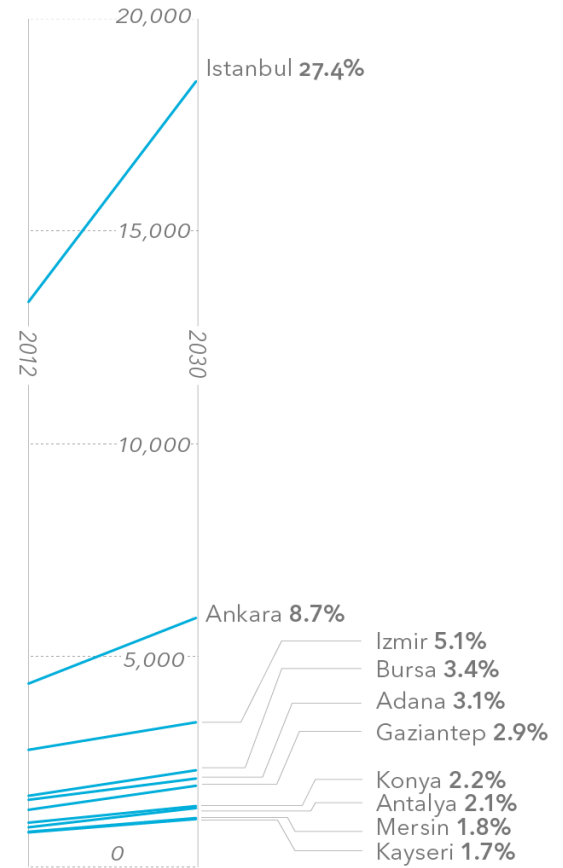
77.7

Foreign Born Population: 2030



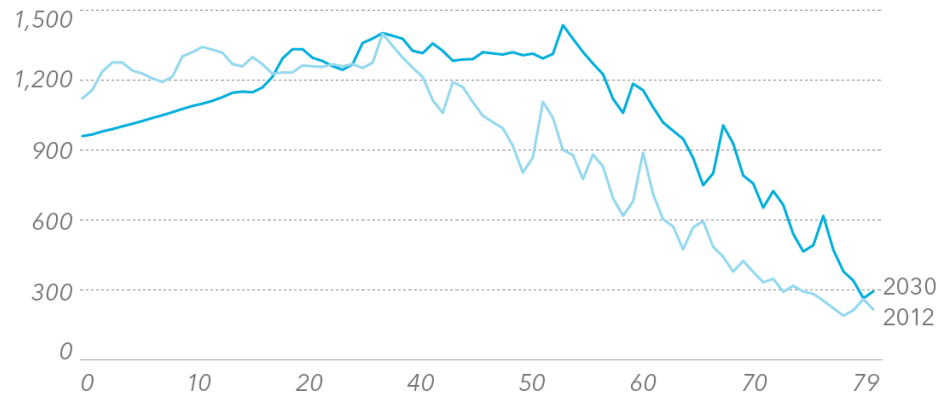
Growth of Top 10 Cities

'000; 2012/2030; % share of urban pop.



Population Age Shift: 2012/2030

'000, by age



Turkey and the world in 2030

IN 2030 TURKEY WILL BE

18th

largest country in the world

HOME TO

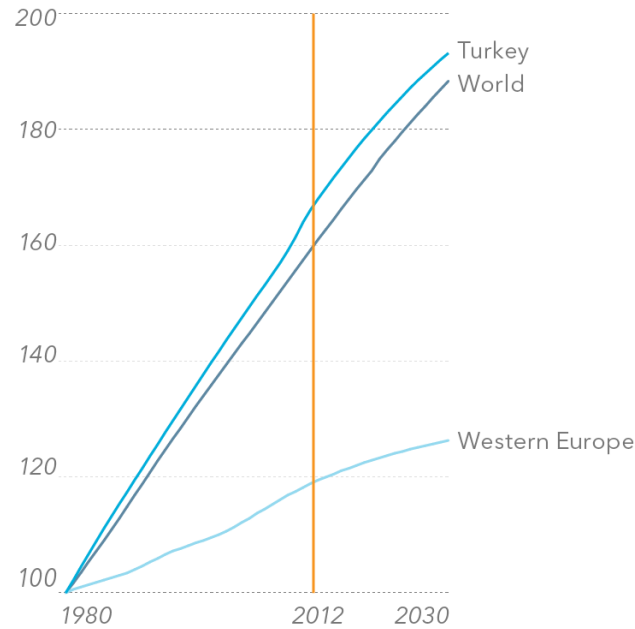
1.1%

of the world's population

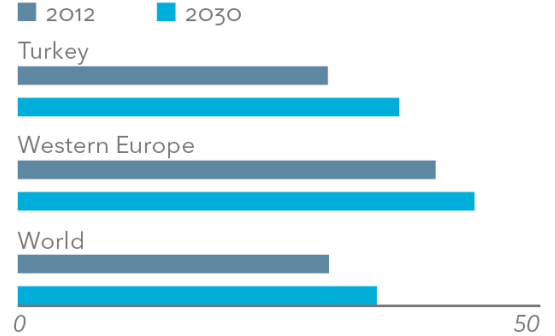
81st

oldest country in the world

Growth Index of Total Population 1980-2030

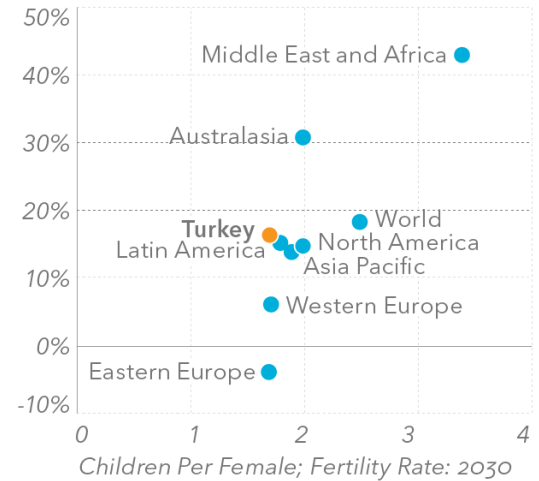


Median Age of Population: 2012/2030



Population Growth vs Fertility Rates

Population Growth: 2012-30

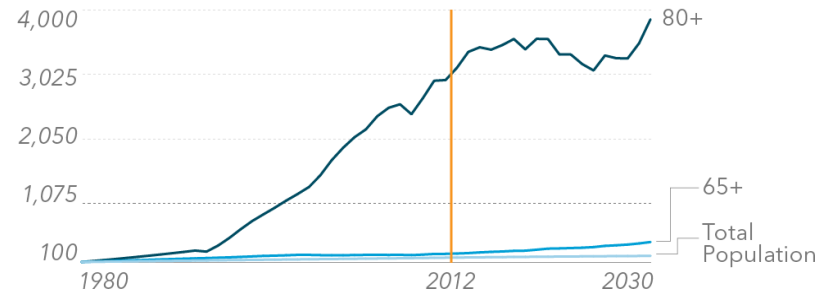


Ageing

- Turkey's population will age rapidly in 2012-2030. It is the youngest country in Western Europe with a median age of 29.7 years in 2012 and this will remain the case in 2030 when the median age will reach 36.5 years. This compares with the regional average of 40.0 years in 2012 and 43.7 years in 2030.
- The population aged 0-14 is expected to fall by 17.0% from 18.8 million in 2012 to 15.6 million in 2030.
- The working age population (15-64 years) will grow by 21.7% from 50.5 million people in 2012 to 61.5 million people in 2030.
- Between 2012 and 2030 the population aged 65+ is due to grow by 4.3 million or 80.7% to reach 9.7 million. By 2030 this group will make up over a tenth of the country's population and it will grow at a rate five times faster than the total population.
- The very elderly (the 80+) will grow by 317,313 in 2012-2030 (a 32.2% increase). In 2030 they will make up 1.5% of the population, up from 1.3% in 2012 and during this period they will increase two times faster than total population.

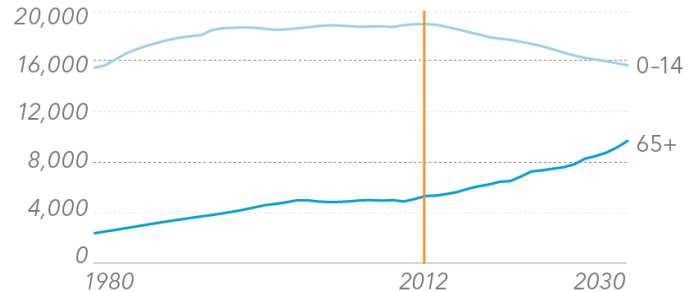
Population Growth Indices: 1980–2030

1980 = 100

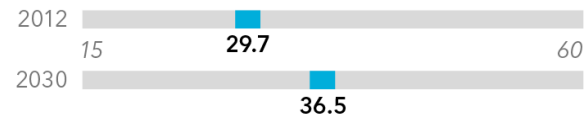


Population Aged 0–14 and 65+: 1980–2030

'000



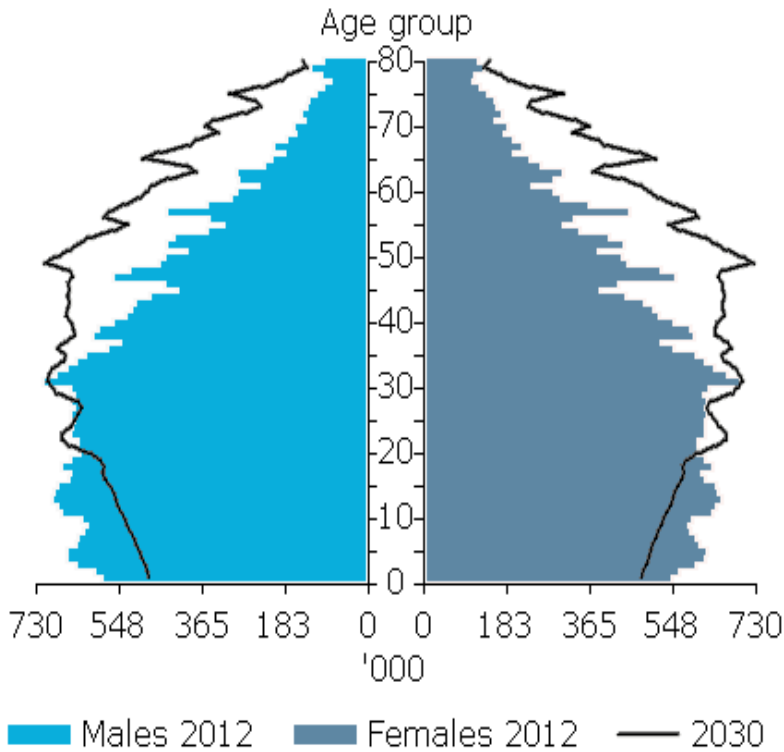
Median Age of Population: 2012/2030



Source: Euromonitor International from national statistics/UN

Men and women

Age Pyramid in 2012 and 2030



Source: Euromonitor International from national statistics/UN

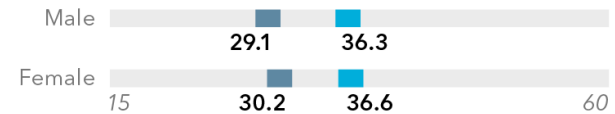
Total Population in 2030
millions



Population over 65 in 2030
millions



Median Age of Population: 2012/2030

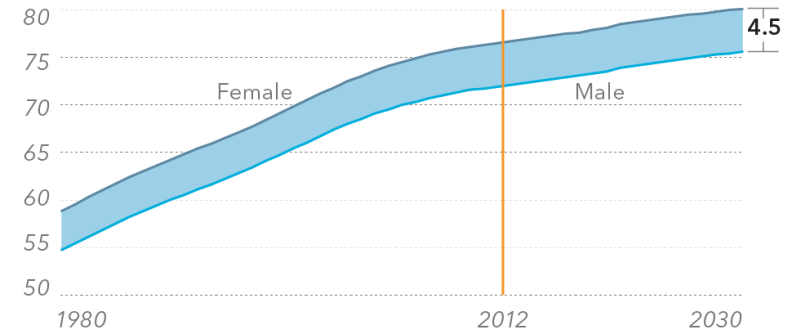


Share of Population: 2030

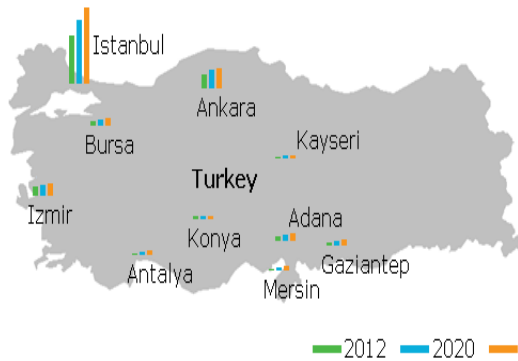


Life Expectancy Gap

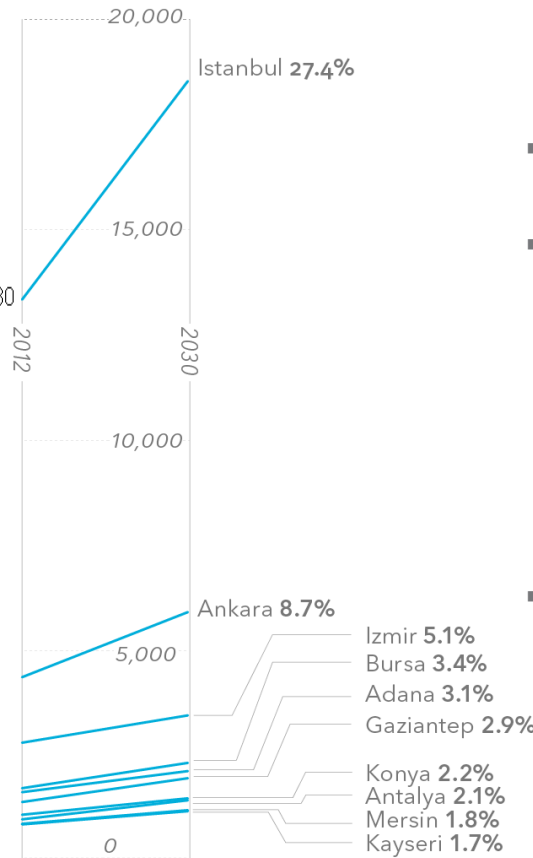
Male vs. Female; 1980-2030; years



Cities



Growth of Top 10 Cities
'000; 2012/2030; % share of urban pop.



- All of Turkey’s top 10 cities will have populations in excess of one million by 2030, compared to seven cities in 2012, as a result of their rapid growth in 2012-2030.
- Turkey’s major cities are well dispersed geographically.
- In 2012 Istanbul dominates the urban landscape and is larger than the next six largest cities together. This will still be the case in 2030 when it will have a population of 18.5 million. 25.2% of all urban population live in Istanbul in 2012 and this will rise to 27.4% by 2030.
- Turkey’s fastest growing city will be Antalya, it will expand by 46.9% to grow from 964,886 in 2012 to 1.4 million in 2030. The economy of Antalya relies on a mixture of agriculture, light industry, tourism and commerce with some boat building.

TOP-10 CITIES
COMBINED POPULATION (MILLION)

39.4

SHARE OF URBAN POPULATION

58.4%

Source: Euromonitor International from national statistics